




**GENERAL** 

**COLOR**



**SEATS**



**PASSENGERS**



**BATTERY**



**DIMENSIONS**



Overall LxWxH: 9'L x 4'W x 6'H      Box LxWxH: 30"L x 42"W x 8"H      Carrying Capacity: 400 lbs Max      Max Speed: 19 MPH



**BODY CONFIGURATION**



Windshield	Folding Acrylic
Roof	PP Injection Molding - Black
Floor	Aluminum Profile Non-Slip Floor, High Strength Structure, Corrosion Resistant, Aging Resistant
Mirrors	Adjustable & Foldable Side Mirrors
Lights	LED High Low Beam Positioning Headlights, Daytime Running Lights, Taillights, Brake Lights, Turn Signals, Horn & Reversing Buzzer
Safety	Retractable Seat Belts
Dash	Molded Instrument Panel, Digital Speedometer, Headlight/Turn Signal/Horn, Combination Switch, FNR Switch, Double USB 12V Power Supply, Multiple Cup Holders & State Of Charge Meter
Steering	Double-Ended Rack And Pinion, Self-Adjusting
Braking System	Four Wheel Hydraulic Disc Brake +Electromagnetic Brake Park
Suspension	Front: Double A-Frame Independent Front Suspension + HD Coil Spring Over HD Hydraulic Shock Absorbers Rear: Split Case Transaxle, Gear Ratio 16:1, HD Coil Spring Over HD Hydraulic Shock Absorbers + Rear Suspension Stabilizing Bar
Tires	205/65-10" Aluminum Alloy Wheel

**ELECTRICAL SYSTEM**



Controller	Advanced EV Controller 350AMP
Motor	AC Motor 48V/4KW
Charger	Option 1: Pro Charge Onboard 48V/15A  Option 2: Advanced Lithium 5125C
Battery	Option 1: Flooded US8VGCXC Lead Acid  Option 2: AGM Sealed Lead Acid Option 3: AdvancedLi Lithium Battery Pack